

3 - MONTHLY STATISTICAL REPORT

RAPORT STATISTIKOR 3 - MUJOR

JANUARY - MARCH 2018

JANAR - MARS 2018

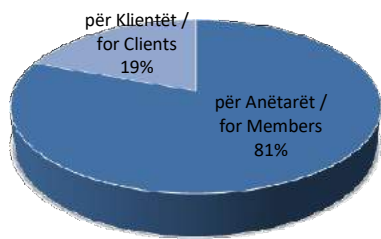
© Bursa Shqiptare e Titujve ALSE

www.alse.al

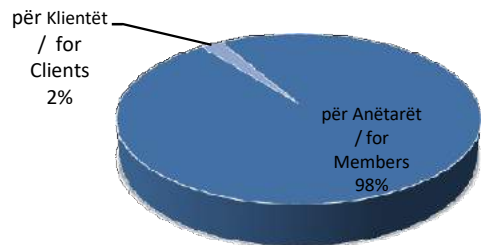
Tregtimet në ALSE sipas Llojit Ilojit të Tregtimit / Q1 2018 / ALSE Trading by Type of Trade

Lloji i Transaksionit Type of Transaction	JANAR / JANUARY			SHKURT / FEBRUARY			MARS / MARCH			3 MUJORI -1 2018 / QUARTER -1 2018		
	Nr. Tregtim. Nr. of Trades	Vol. i Tregtuar Traded Volume	Vlera e Tregt. Traded Value	Nr. Tregtim. Nr. of Trades	Vol. i Tregtuar Traded Volume	Vlera e Tregt. Traded Value	Nr. Tregtim. Nr. of Trades	Vol. i Tregtuar Traded Volume	Vlera e Tregt. Traded Value	Nr. Tregtim. Nr. of Trades	Vol. i Tregt. Traded Volume	Vlera e Tregt. Traded Value
për Anëtarët / for Members	0	0	0	5	45,000	445,677,500	8	10,381	106,547,041	13	55,381	552,224,541
për Klientët / for Clients	0	0	0	1	1,000	103,120,000	5	280	29,352,850	6	1,280	132,472,850
Individë / Individuals	0	0	0	0	0	0	4	109	11,401,270	4	109	11,401,270
Pers. Juridikë/ Legal Pers.	0	0	0	1	1,000	103,120,000	1	171	17,951,580	2	1,171	121,071,580
TOTALI / TOTAL	0	0	0	6	46,000	548,797,500	13	10,661	135,899,891	19	56,661	684,697,391

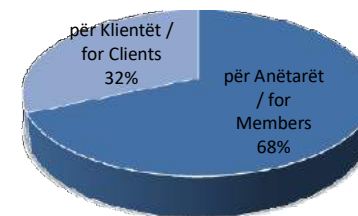
Vlera e Tregtim./Value of Trades
sipas Llojit te Tregtimit /Q1 2018 /by Type of Trade



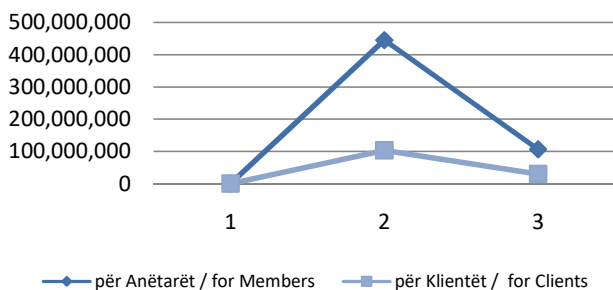
Vol. i Tregtimit/Vol. of Trades
sipas Llojit te Tregtimit/Q1 2018/by Type of Trade



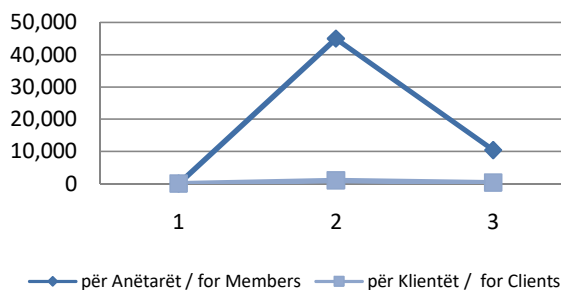
Nr. i Tregtimeve/No. of Trades
sipas Llojit te Tregtim./Q1 2018/by Type of Trade



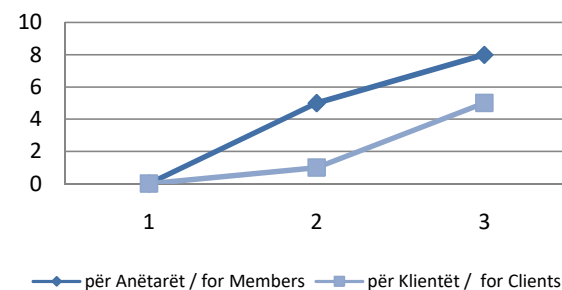
Vlera e Tregtim./Value of Trades
T1 2018 / Q1 2018



Vol. i Tregtimit/Vol. of Trades
T1 2018 / Q1 2018

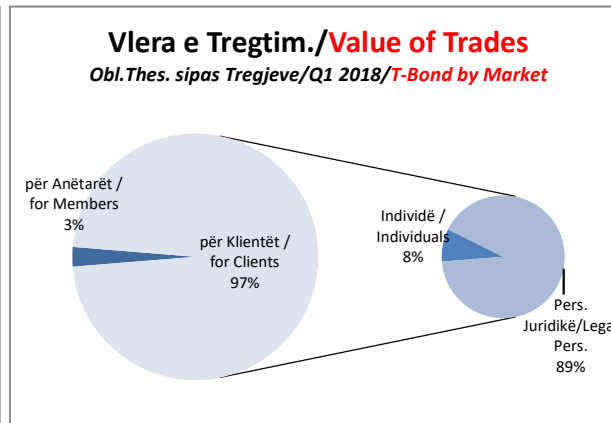
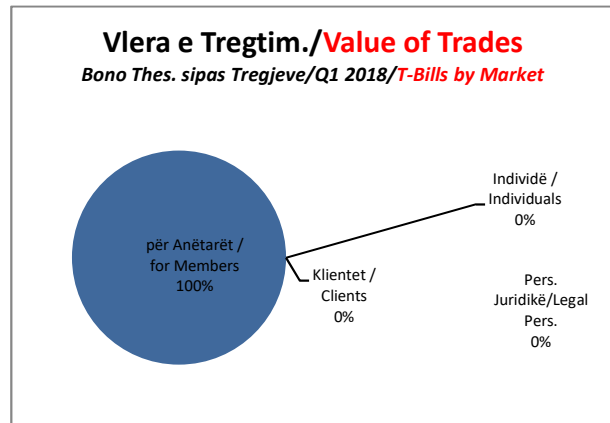
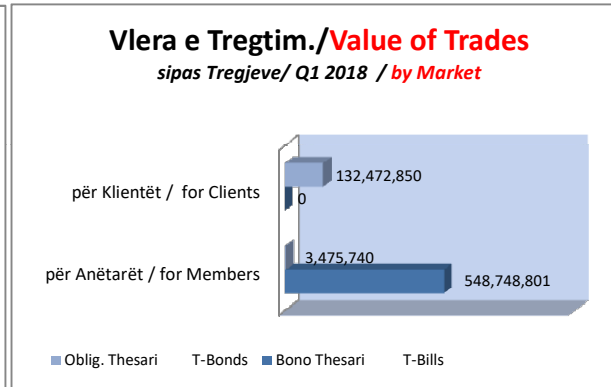
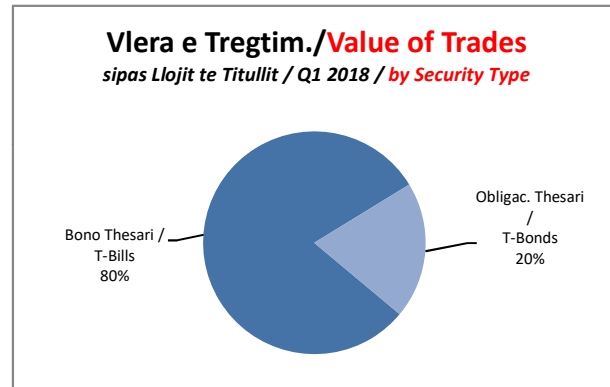


Nr. i Tregtimeve/No. of Trades
T1 2018 / Q1 2018



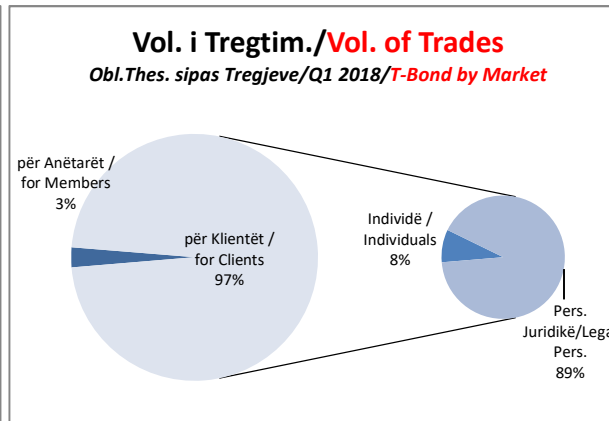
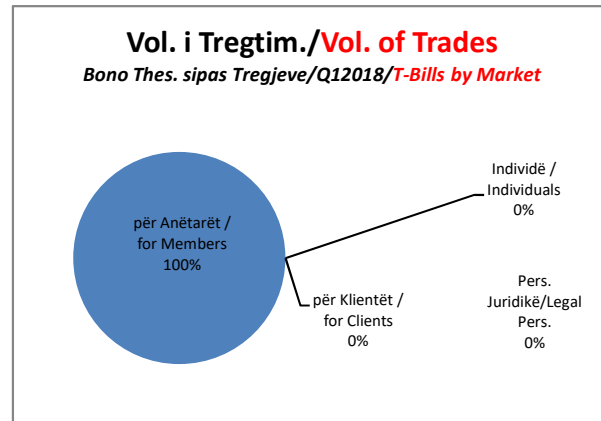
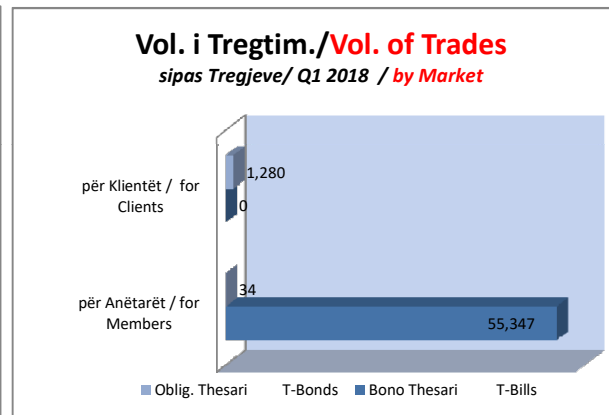
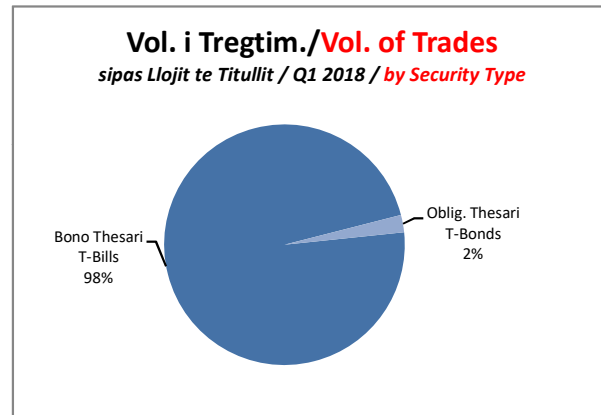
Vlera e Tregtimeve sipas Llojit të Titullit / Q1 2018 / Value of Trades by Securities Type

Lloji i Transaksionit Type of Transaction	JANAR / JANUARY		SHKURT / FEBRUARY		MARS / MARCH		3 MUJORI - 1 2018 QUARTER -1 2018	
	Bono Thesari T-Bills	Oblig. Thesari T-Bonds	Bono Thesari T-Bills	Oblig. Thesari T-Bonds	Bono Thesari T-Bills	Oblig. Thesari T-Bonds	Bono Thesari T-Bills	Oblig. Thesari T-Bonds
për Anëtarët / for Members	0	0	445,677,500	0	103,071,301	3,475,740	548,748,801	3,475,740
për Klientët / for Clients	0	0	0	103,120,000	0	29,352,850	0	132,472,850
Individë / Individuals	0	0	0	0	0	11,401,270	0	11,401,270
Pers. Juridikë/ Legal Pers.	0	0	0	103,120,000	0	17,951,580	0	121,071,580
TOTALI / TOTAL	0	0	445,677,500	103,120,000	103,071,301	32,828,590	548,748,801	135,948,590



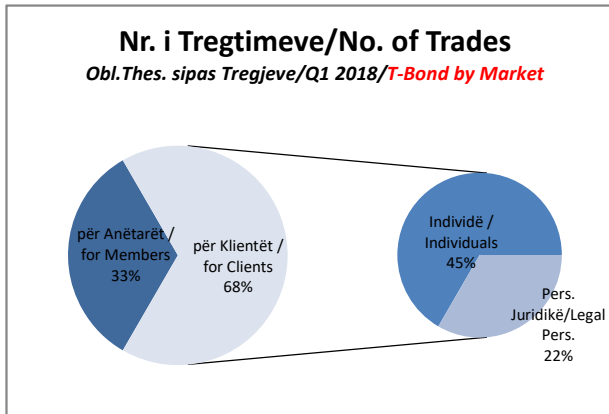
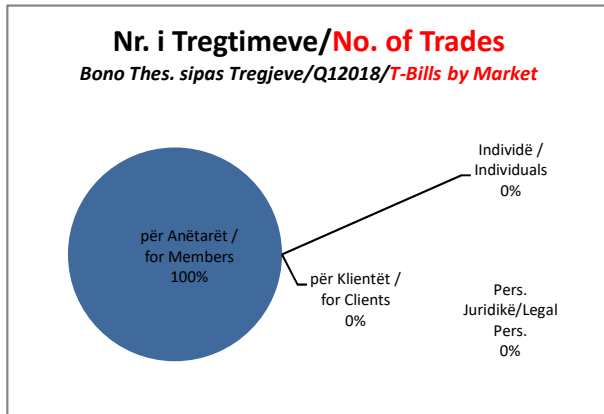
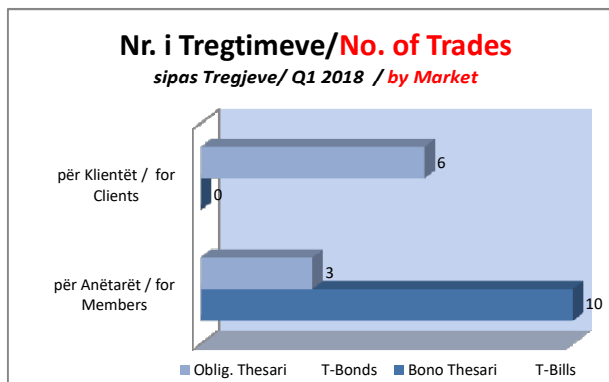
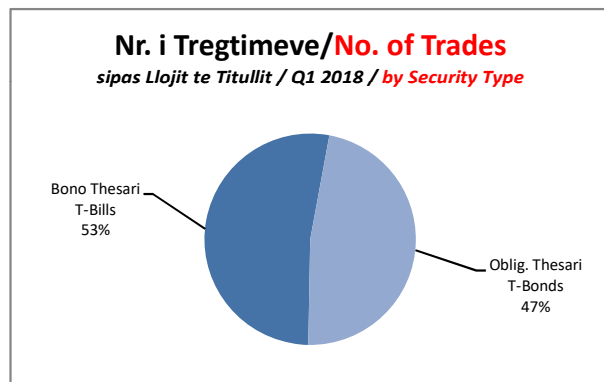
Volumi i Tregtimeve sipas Llojit të Titullit / Q1 2018 / Volume of Trades by Securities Type

Lloji i Transaksionit Type of Transaction	JANAR / JANUARY		SHKURT / FEBRUARY		MARS / MARCH		3 MUJORI - 1 2018 QUARTER -1 2018	
	Bono Thesari T-Bills	Oblig. Thesari T-Bonds	Bono Thesari T-Bills	Oblig. Thesari T-Bonds	Bono Thesari T-Bills	Oblig. Thesari T-Bonds	Bono Thesari T-Bills	Oblig. Thesari T-Bonds
për Anëtarët / for Members	0	0	45,000	0	10,347	34	55,347	34
për Klientët / for Clients	0	0	0	1,000	0	280	0	1,280
Individë / Individuals	0	0	0	0	0	109	0	109
Pers. Juridikë/ Legal Pers.	0	0	0	1,000	0	171	0	1,171
TOTALI / TOTAL	0	0	45,000	1,000	10,347	314	55,347	1,314



Numri i Tregtimeve sipas Llojit të Titullit / Q1 2018/ Number of Trades by Securities Type

Lloji i Transaksionit Type of Transaction	JANAR / JANUARY		SHKURT / FEBRUARY		MARS / MARCH		3 MUJORI - 1 2018 QUARTER -1 2018	
	Bono Thesari T-Bills	Oblig. Thesari T-Bonds	Bono Thesari T-Bills	Oblig. Thesari T-Bonds	Bono Thesari T-Bills	Oblig. Thesari T-Bonds	Bono Thesari T-Bills	Oblig. Thesari T-Bonds
për Anëtarët / for Members	0	0	5	0	5	3	10	3
për Klientët / for Clients	0	0	0	1	0	5	0	6
Individë / Individuals	0	0	0	0	0	4	0	4
Pers. Juridikë/ Legal Pers.	0	0	0	1	0	1	0	2
TOTALI / TOTAL	5	0	5	1	5	8	10	9



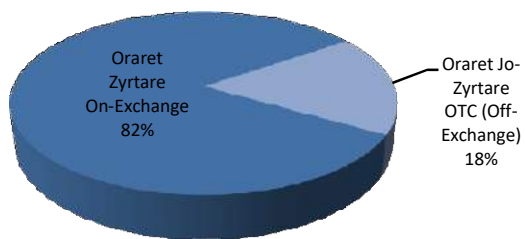
Tregtimet në ALSE në Oraret Zyrtare dhe Jo-Zyrtare sipas Llojit Llojit të Tregtimit - T1 2018

ALSE On-Exchange and Off-Exchange (OTC) Trading by Type of Trade - Q1 2018

Seancat e Tregtimit Trading Session	JANAR / JANUARY			SHKURT / FEBRUARY			MARS / MARCH			3 MUJORI -1 2018 / QUARTER -1 2018		
	Nr. Tregtim. Nr. of Trades	Vol. i Tregtuar Traded Volume	Vlera e Tregt. Traded Value	Nr. Tregtim. Nr. of Trades	Vol. i Tregtuar Traded Volume	Vlera e Tregt. Traded Value	Nr. Tregtim. Nr. of Trades	Vol. i Tregtuar Traded Volume	Vlera e Tregt. Traded Value	Nr. Tregtim. Nr. of Trades	Vol. i Tregt. Traded Volume	Vlera e Tregt. Traded Value
Oraret Zyrtare On-Exchange	0	0	0	5	45,000	445,677,500	10	10,474	116,337,961	15	55,474	562,015,461
Oraret Jo-Zyrtare OTC (Off-Exchange)	0	0	0	1	1,000	103,120,000	3	187	19,561,930	4	1,187	122,681,930
TOTALI / TOTAL	0	0	0	6	46,000	548,797,500	13	10,661	135,899,891	19	56,661	684,697,391

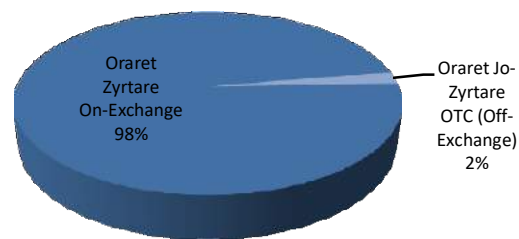
Vlera e Tregtim./Value of Trades

sipas Orareve te Tregt./Q1 2018/by Trading Time



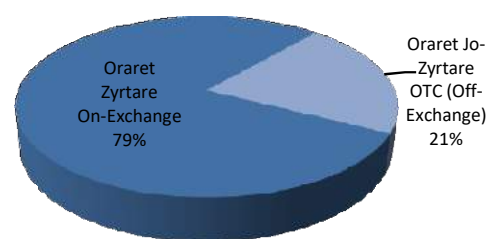
Vol. i Tregtim./Vol. of Trades

sipas Orareve te Tregt./Q1 2018/by Trading Time



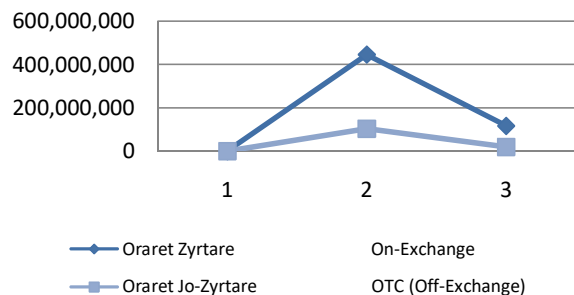
Nr. i Tregtimeve/No. of Trades

sipas Orareve te Tregt./Q1 2018/by Trading Time



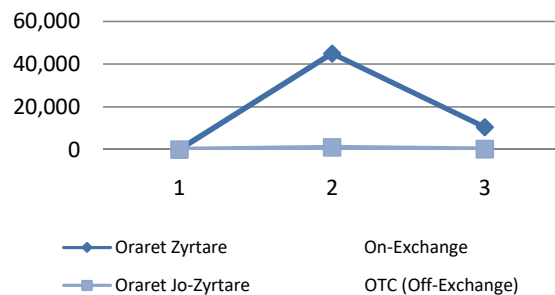
Vlera e Tregtim./Value of Trades

T1 2018 / Q1 2018



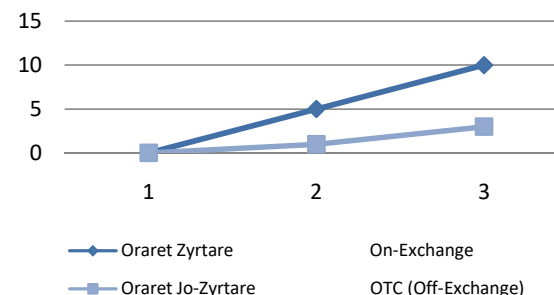
Vol. i Tregtimit/Vol. of Trades

T1 2018 / Q1 2018



Nr. i Tregtimeve/No. of Trades

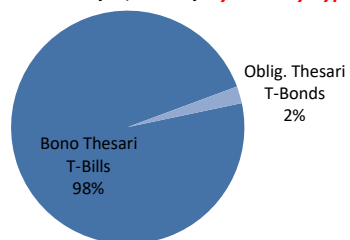
T1 2018 / Q1 2018



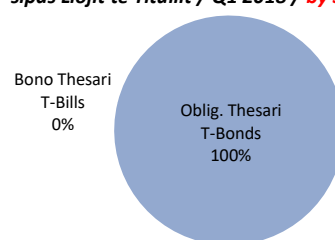
Vlera e Tregtimeve në ALSE në Oraret Zyrtare dhe Jo-Zyrtare sipas Llojit të Titullit - T1 2018
Value of Trades in ALSE On-Exchange and Off-Exchange (OTC) Trading by Securities Type - Q1

Seancat e Tregtimit Trading Session	JANAR / JANUARY		SHKURT / FEBRUARY		MARS / MARCH		3 MUJORI - 1 2018 QUARTER -1 2018	
	Bono Thesari T-Bills	Oblig. Thesari T-Bonds	Bono Thesari T-Bills	Oblig. Thesari T-Bonds	Bono Thesari T-Bills	Oblig. Thesari T-Bonds	Bono Thesari T-Bills	Oblig. Thesari T-Bonds
Oraret Zyrtare On-Exchange	0	0	445,677,500	0	103,071,301	13,266,660	548,748,801	13,266,660
Oraret Jo-Zyrtare OTC (Off-Exchange)	0	0	0	103,120,000	0	19,561,930	0	122,681,930
TOTALI / TOTAL	0	0	445,677,500	103,120,000	103,071,301	32,828,590	548,748,801	135,948,590

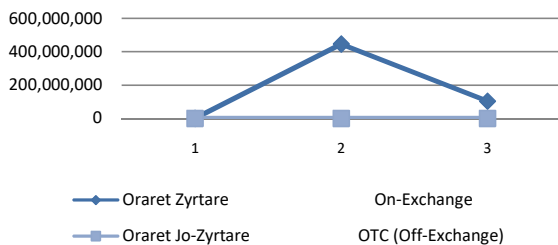
Vlera e Tregtim./Value of Trades
Orare Zyrtare / On-Exchange
sipas Llojit te Titullit / Q1 2018 / by Security Type



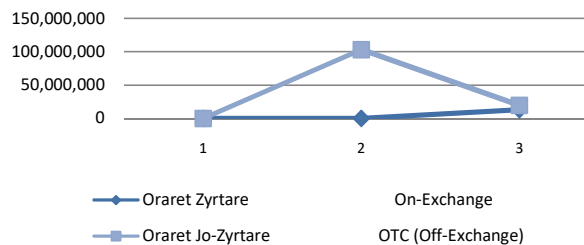
Vlera e Tregtim./Value of Trades
Orare Jo-Zyrtare / Off-Exchange
sipas Llojit te Titullit / Q1 2018 / by Security Type



Vlera e Tregtim./Value of Trades
Bono Thesari / T-Bills
sipas Orareve te Treg. /Q1 2018/ by On-Off Exchange



Vlera e Tregtim./Value of Trades
Obligacione Thesari / T-Bonds
sipas Orareve te Treg. /Q1 2018/ by On-Off Exchange



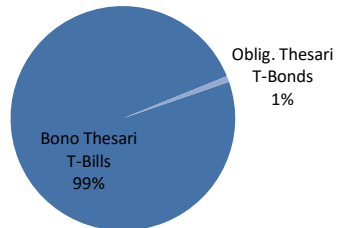
Burimi: Bursa Shqiptare e Titujve ALSE

Source: Albanian Securities Exchange

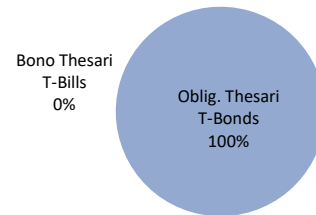
Volumi i Tregtimeve në ALSE në Oraret Zyrtare dhe Jo-Zyrtare sipas Llojit të Titullit - T1 2018
Volume of Trades in ALSE On-Exchange and Off-Exchange (OTC) Trading by Securities Type - Q1

Seancat e Tregtimit Trading Session	JANAR / JANUARY		SHKURT / FEBRUARY		MARS / MARCH		3 MUJORI - 1 2018 QUARTER -1 2018	
	Bono Thesari T-Bills	Oblig. Thesari T-Bonds	Bono Thesari T-Bills	Oblig. Thesari T-Bonds	Bono Thesari T-Bills	Oblig. Thesari T-Bonds	Bono Thesari T-Bills	Oblig. Thesari T-Bonds
Oraret Zyrtare On-Exchange	0	0	4,500	0	10,347	127	14,847	127
Oraret Jo-Zyrtare OTC (Off-Exchange)	0	0	0	1,000	0	187	0	1,187
TOTALI / TOTAL	0	0	4,500	1,000	10,347	314	14,847	1,314

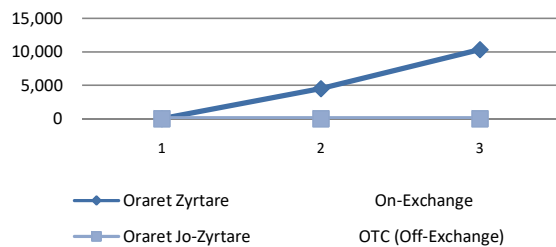
Vol. i Tregtim./Vol. of Trades
Orare Zyrtare / On-Exchange
sipas Llojit te Titullit / Q1 2018 / by Security Type



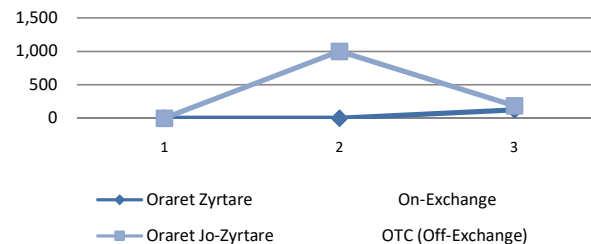
Vol. i Tregtim./Vol. of Trades
Orare Jo-Zyrtare / Off-Exchange
sipas Llojit te Titullit / Q1 2018 / by Security Type



Vol. i Tregtim./Vol. of Trades
Bono Thesari / T-Bills
sipas Orareve te Treg. /Q1 2018/ by On-Off Exchange



Vol. i Tregtim./Vol. of Trades
Obligacione Thesari / T-Bonds
sipas Orareve te Treg. /Q1 2018/ by On-Off Exchange



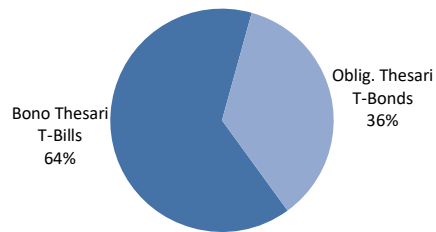
Burimi: Bursa Shqiptare e Titujve ALSE

Source: Albanian Securities Exchange

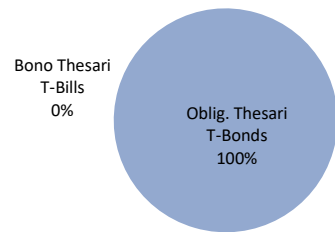
Numri i Tregtimeve në ALSE në Oraret Zyrtare dhe Jo-Zyrtare sipas Llojit të Titullit - T1 2018
No. of Trades in ALSE On-Exchange and Off-Exchange (OTC) Trading by Securities Type - Q1 2018

Seancat e Tregimit Trading Session	JANAR / JANUARY		SHKURT / FEBRUARY		MARS / MARCH		3 MUJORI - 1 2018 QUARTER -1 2018	
	Bono Thesari T-Bills	Oblig. Thesari T-Bonds	Bono Thesari T-Bills	Oblig. Thesari T-Bonds	Bono Thesari T-Bills	Oblig. Thesari T-Bonds	Bono Thesari T-Bills	Oblig. Thesari T-Bonds
Oraret Zyrtare On-Exchange	0	0	4	0	5	5	9	5
Oraret Jo-Zyrtare OTC (Off-Exchange)	0	0	0	1	0	3	0	4
TOTALI / TOTAL	5	0	4	1	5	8	9	9

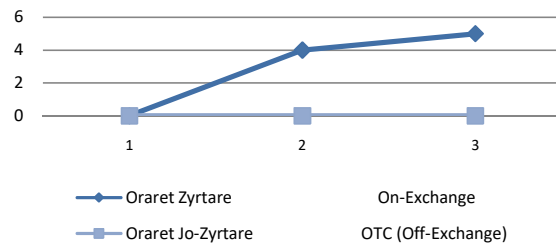
Nr. i Tregtim./No. of Trades
Orare Zyrtare / On-Exchange
sipas Llojit te Titullit / Q1 2018 / by Security Type



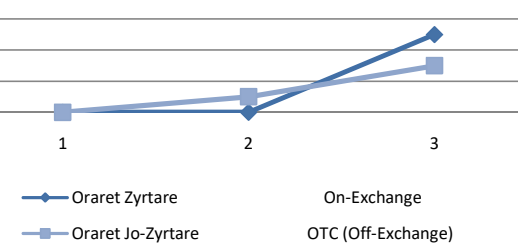
Nr. i Tregtim./No. of Trades
Orare Jo-Zyrtare / Off-Exchange
sipas Llojit te Titullit / Q1 2018 / by Security Type



Nr. i Tregtim./No. of Trades
Bono Thesari / T-Bills
sipas Orareve te Treg. /Q1 2018/ by On-Off Exchange



Nr. i Tregtim./No. of Trades
Obligacione Thesari / T-Bonds
sipas Orareve te Treg. /Q1 2018 /by On-Off Exchange



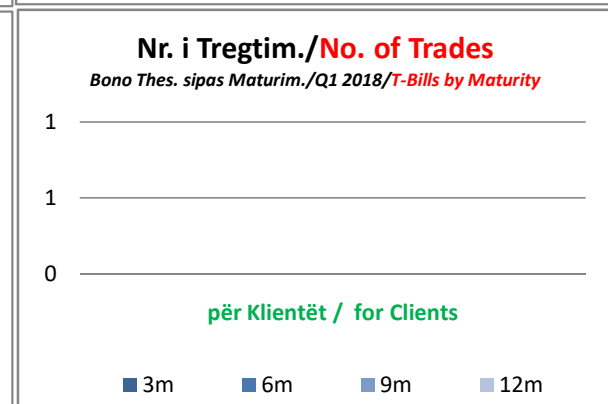
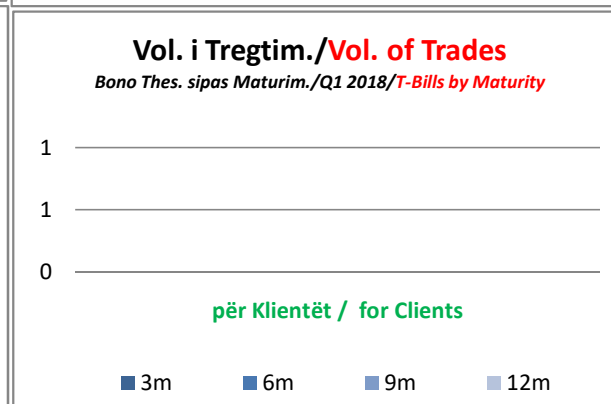
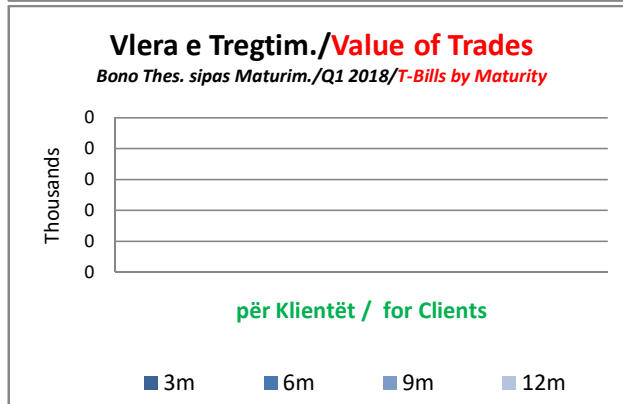
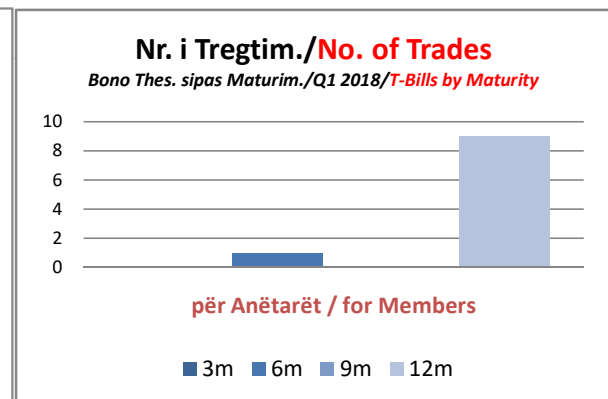
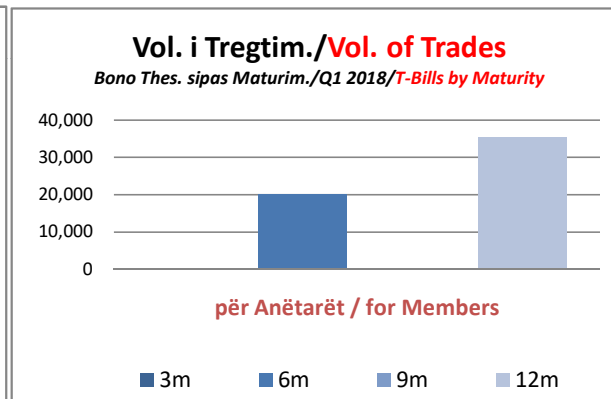
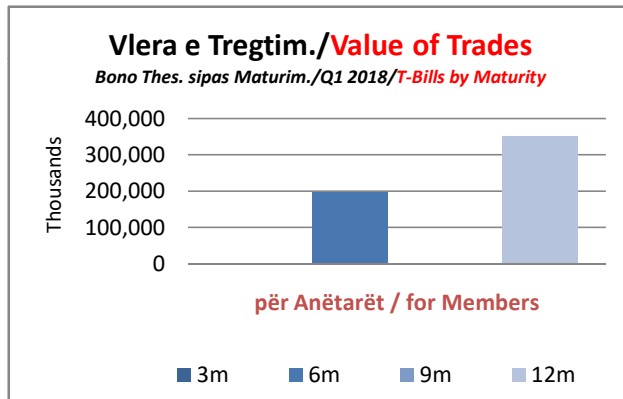
Burimi: Bursa Shqiptare e Titujve ALSE

Source: Albanian Securities Exchange

Tregtimet në ALSE në Bono Thesari sipas Maturimit - T1 2018

ALSE Trades on T-BILLS by Maturity - Q1 2018

Lloji i Transaksionit Type of Transaction	Bono Thesari / Treasury Bills											
	3 Mujore / 3 Month			6 Mujore / 6 Month			9 Mujore / 9 Month			12 Mujore / 12 Month		
	Nr. Tregtim. Nr. of Trades	Vol. i Tregtuar Traded Volume	Vlera e Tregt. Traded Value	Nr. Tregtim. Nr. of Trades	Vol. i Tregtuar Traded Volume	Vlera e Tregt. Traded Value	Nr. Tregtim. Nr. of Trades	Vol. i Tregtuar Traded Volume	Vlera e Tregt. Traded Value	Nr. Tregtim. Nr. of Trades	Vol. i Tregtuar Traded Volume	Vlera e Tregt. Traded Value
për Anëtarët / for Members	0	0	0	1	20,000	198,440,000	0	0	0	9	35,347	350,308,801
për Klientët / for Clients	0	0	0	0	0	0	0	0	0	0	0	0
Individë / Individuals	0	0	0	0	0	0	0	0	0	0	0	0
Pers. Juridikë/ Legal Pers.	0	0	0	0	0	0	0	0	0	0	0	0
TOTALI / TOTAL	0	0	0	1	20,000	198,440,000	0	0	0	9	35,347	350,308,801



Tregtimet në ALSE në Obligacione Thesari sipas Maturimit - T1 2018

ALSE Trades on T-BONDS by Maturity - Q1 2018

Lloji i Transaksionit Type of Transaction	Obligacione Thesari / Treasury Bonds														
	2 vjeçare / 2 Year			3 vjeçare / 3 Year			5 vjeçare / 5 Year			7 vjeçare / 7 Year			10 vjeçare / 10 Year		
	Nr. Tregtim. Nr. of Trad.	Vol. i Tregtuar Trad. Volume	Vlera e Tregt. Trad. Value	Nr. Tregtim. Nr. of Trad.	Vol. i Tregtuar Trad. Volume	Vlera e Tregt. Trad. Value	Nr. Tregtim. Nr. of Trad.	Vol. i Tregtuar Trad. Volume	Vlera e Tregt. Trad. Value	Nr. Tregtim. Nr. of Trad.	Vol. i Tregtuar Trad. Volume	Vlera e Tregt. Trad. Value	Nr. Tregtim. Nr. of Trad.	Vol. i Tregtuar Trad. Volume	Vlera e Tregt. Trad. Value
për Anëtarët / for Members	2	20	1,996,500	0	0	0	1	14	1,479,240	0	0	0	0	0	0
për Klientët / for Clients	1	15	1,500,450	0	0	0	2	1,053	108,528,120	1	40	4,382,800	2	172	18,061,480
<i>Individë / Individuals</i>	1	15	1,500,450	0	0	0	1	53	5,408,120	1	40	4,382,800	1	1	109,900
<i>Pers. Juridikë / Legal Pers.</i>	0	0	0	0	0	0	1	1,000	103,120,000	0	0	0	1	171	17,951,580
TOTALI / TOTAL	3	35	3,496,950	0	0	0	3	1,067	110,007,360	1	40	4,382,800	2	172	18,061,480

