

## **3 - MONTHLY STATISTICAL REPORT**

### **RAPORT STATISTIKOR 3 - MUJOR**

**OCTOBER - DECEMBER 2018**

**TETOR - DHJETOR 2018**

© Bursa Shqiptare e Titujve ALSE

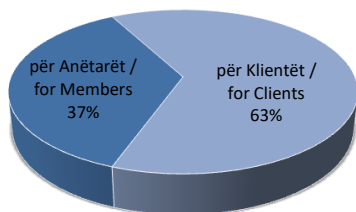
[www.alse.al](http://www.alse.al)

## Tregtimet në ALSE sipas Llojit të Tregtimit / Q4 2018 / ALSE Trading by Type of Trade

Lloji i Transaksionit Type of Transaction	TETOR / OCTOBER			NËNTOR / NOVEMBER			DHJETOR / DECEMBER			3 MUJORI -4 2018 / QUARTER - 4 2018		
	Nr. Tregtim. Nr. of Trades	Vol. i Tregtuar Traded Volume	Vlera e Tregt. Traded Value	Nr. Tregtim. Nr. of Trades	Vol. i Tregtuar Traded Volume	Vlera e Tregt. Traded Value	Nr. Tregtim. Nr. of Trades	Vol. i Tregtuar Traded Volume	Vlera e Tregt. Traded Value	Nr. Tregtim. Nr. of Trades	Vol. i Tregt. Traded Volume	Vlera e Tregt. Traded Value
për Anëtarët / for Members	3	2,025	209,359,850	2	600	64,817,642	3	740	55,316,700	8	3,365	329,494,192
për Klientët / for Clients	6	5,013	185,177,760	8	878	92,372,010	30	3,094	294,953,440	44	8,985	572,503,210
Individë / Individuals	1	56	6,056,960	5	285	24,112,760	19	1,004	79,553,990	25	1,345	109,723,710
Pers. Juridikë/ Legal Pers.	5	4,957	179,120,800	3	593	68,259,250	11	2,090	215,399,450	19	7,640	462,779,500
<b>TOTALI / TOTAL</b>	<b>9</b>	<b>7,038</b>	<b>394,537,610</b>	<b>10</b>	<b>1,478</b>	<b>157,189,652</b>	<b>33</b>	<b>3,834</b>	<b>350,270,140</b>	<b>52</b>	<b>12,350</b>	<b>901,997,402</b>

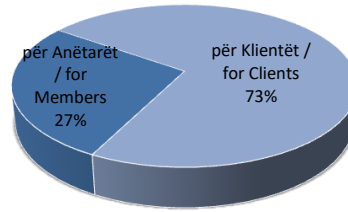
### Vlera e Tregtim./Value of Trades

sipas Llojit te Tregtimit /Q4 2018 /by Type of Trade



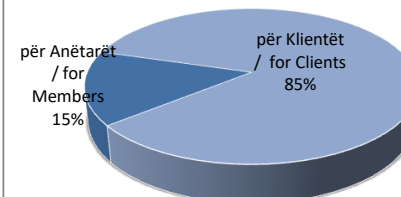
### Vol. i Tregtimit/Vol. of Trades

sipas Llojit te Tregtimit/Q4 2018/by Type of Trade



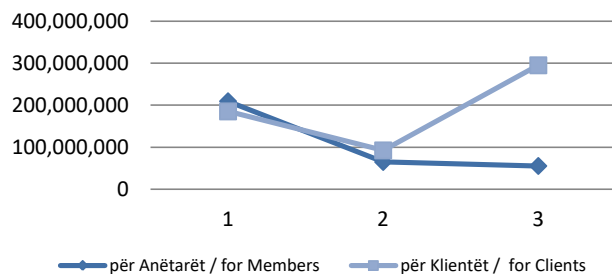
### Nr. i Tregtimeve/No. of Trades

sipas Llojit te Tregtim./Q4 2018/by Type of Trade



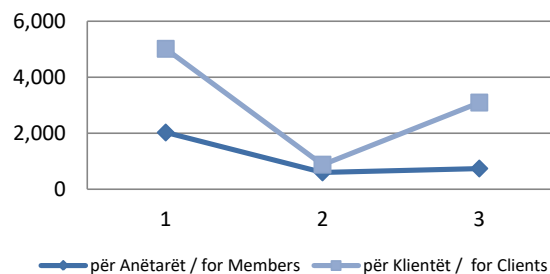
### Vlera e Tregtim./Value of Trades

T4 2018 / Q4 2018



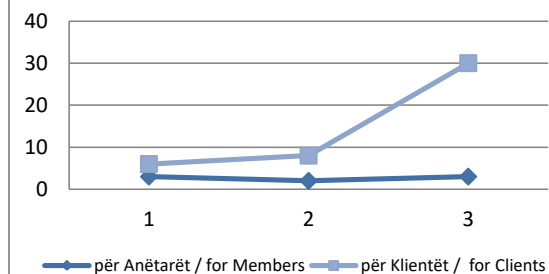
### Vol. i Tregtimit/Vol. of Trades

T4 2018 / Q4 2018



### Nr. i Tregtimeve/No. of Trades

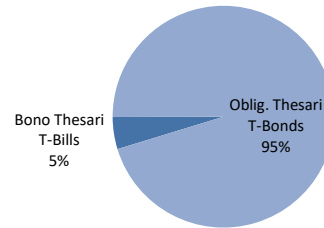
T4 2018 / Q4 2018




**Vlera e Tregtimeve sipas Llojit të Titullit / Q4 2018 / Value of Trades by Securities Type**

Lloji i Transaksionit Type of Transaction	TETOR / OCTOBER		NËNTOR / NOVEMBER		DHJETOR / DECEMBER		3 MUJORI - 4 2018 QUARTER - 4 2018	
	Bono Thesari T-Bills	Oblig. Thesari T-Bonds	Bono Thesari T-Bills	Oblig. Thesari T-Bonds	Bono Thesari T-Bills	Oblig. Thesari T-Bonds	Bono Thesari T-Bills	Oblig. Thesari T-Bonds
për Anëtarët / for Members	0	209,359,850	0	64,817,642	2,391,700	52,925,000	2,391,700	327,102,492
për Klientët / for Clients	35,899,200	149,278,560	596,640	91,775,370	3,251,020	291,702,420	39,746,860	532,756,350
Individë / Individuals	0	6,056,960	0	23,516,120	2,753,470	76,800,520	2,753,470	106,373,600
Pers. Juridikë/ Legal Pers.	35,899,200	143,221,600	596,640	68,259,250	497,550	214,901,900	36,993,390	426,382,750
<b>TOTALI / TOTAL</b>	<b>35,899,200</b>	<b>358,638,410</b>	<b>596,640</b>	<b>156,593,012</b>	<b>5,642,720</b>	<b>344,627,420</b>	<b>42,138,560</b>	<b>859,858,842</b>

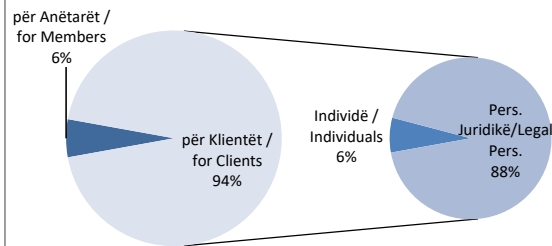
**Vlera e Tregtim./Value of Trades**  
sipas Llojit të Titullit / Q4 2018 / by Security Type



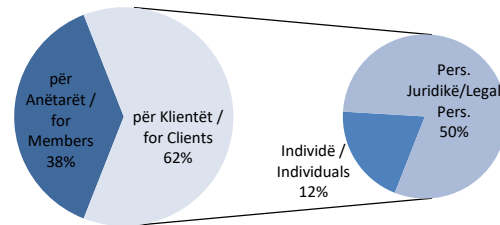
**Vlera e Tregtim./Value of Trades**  
sipas Tregjeve/ Q4 2018 / by Market



**Vlera e Tregtim./Value of Trades**  
Bono Thes. sipas Tregjeve / Q4 2018 / T-Bills by Market



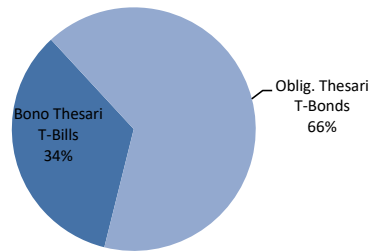
**Vlera e Tregtim./Value of Trades**  
Bono Thes. sipas Tregjeve / Q4 2018 / T-Bond by Market



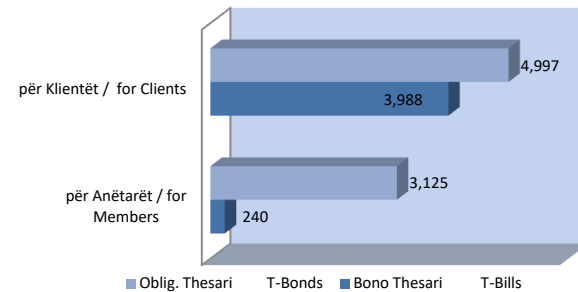
**Volumi i Tregtimeve sipas Llojit të Titullit / Q4 2018 / Volume of Trades by Securities Type**

Lloji i Transaksionit Type of Transaction	TETOR / OCTOBER		NËNTOR / NOVEMBER		DHJETOR / DECEMBER		3 MUJORI - 4 2018 QUARTER - 4 2018	
	Bono Thesari T-Bills	Oblig. Thesari T-Bonds	Bono Thesari T-Bills	Oblig. Thesari T-Bonds	Bono Thesari T-Bills	Oblig. Thesari T-Bonds	Bono Thesari T-Bills	Oblig. Thesari T-Bonds
për Anëtarët / for Members	0	2,025	0	600	240	500	240	3,125
për Klientët / for Clients	3,600	1,413	60	818	328	2,766	3,988	4,997
Individë / Individuals	0	56	0	225	278	726	278	1,007
Pers. Juridikë/ Legal Pers.	3,600	1,357	60	593	50	2,040	3,710	3,990
<b>TOTALI / TOTAL</b>	<b>3,600</b>	<b>3,438</b>	<b>60</b>	<b>1,418</b>	<b>568</b>	<b>3,266</b>	<b>4,228</b>	<b>8,122</b>

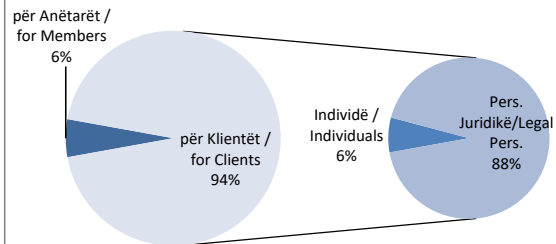
**Vol. i Tregtim./Vol. of Trades**  
sipas Llojit të Titullit / Q4 2018 / by Security Type



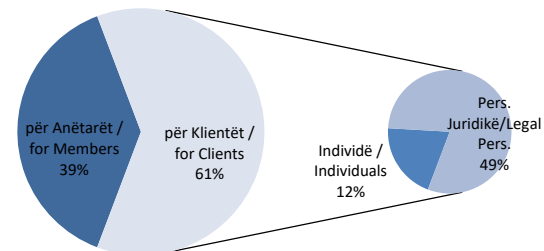
**Vol. i Tregtim./Vol. of Trades**  
sipas Tregjeve / Q4 2018 / by Market



**Vol. i Tregtim./Vol. of Trades**  
Bono Thes. sipas Tregjeve / Q4 2018 / T-Bills by Market



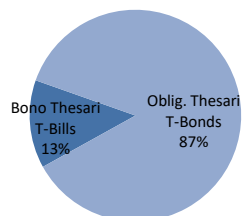
**Vol. i Tregtim./Vol. of Trades**  
Obl. Thes. sipas Tregjeve / Q4 2018 / T-Bond by Market



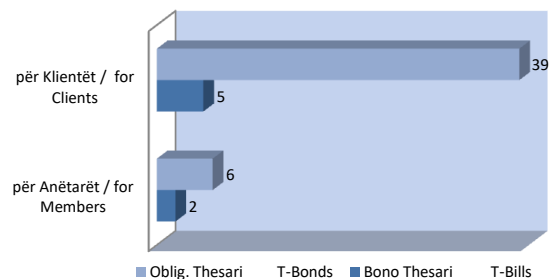
### Numri i Tregtimeve sipas Llojit të Titullit / Q4 2018/ Number of Trades by Securities Type

Lloji i Transaksionit Type of Transaction	TETOR / OCTOBER		NËNTOR / NOVEMBER		DHJETOR / DECEMBER		3 MUJORI - 4 2018 QUARTER - 4 2018	
	Bono Thesari T-Bills	Oblig. Thesari T-Bonds	Bono Thesari T-Bills	Oblig. Thesari T-Bonds	Bono Thesari T-Bills	Oblig. Thesari T-Bonds	Bono Thesari T-Bills	Oblig. Thesari T-Bonds
për Anëtarët / for Members	0	3	0	2	2	1	2	6
për Klientët / for Clients	1	5	1	7	3	27	5	39
Individë / Individuals	0	1	0	4	2	17	2	22
Pers. Juridikë/ Legal Pers.	1	4	1	3	1	10	3	17
<b>TOTALI / TOTAL</b>	<b>1</b>	<b>8</b>	<b>1</b>	<b>9</b>	<b>5</b>	<b>28</b>	<b>7</b>	<b>45</b>

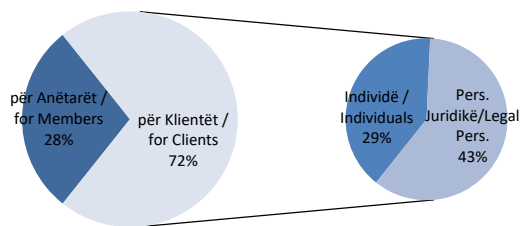
**Nr. i Tregtimeve/No. of Trades**  
sipas Llojit të Titullit / Q4 2018 / by Security Type



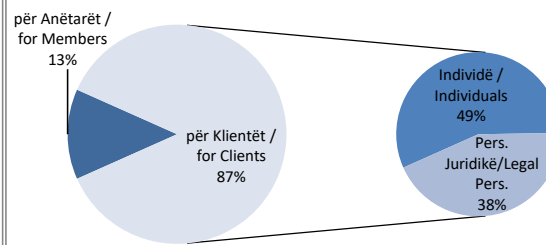
**Nr. i Tregtimeve/No. of Trades**  
sipas Tregjeve / Q4 2018 / by Market



**Nr. i Tregtimeve/No. of Trades**  
Bono Thes. sipas Tregjeve / Q4 2018 / T-Bills by Market




**Nr. i Tregtimeve/No. of Trades**  
Obl. Thes. sipas Tregjeve / Q4 2018 / T-Bond by Market



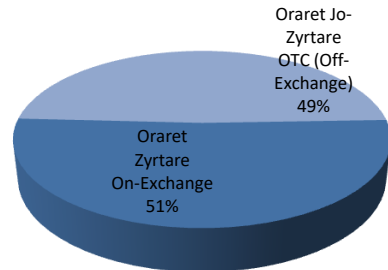
**Tregtimet në ALSE në Oraret Zyrtare dhe Jo-Zyrtare sipas Llojit të Tregtimit - T4 2018**  
**ALSE On-Exchange and Off-Exchange (OTC) Trading by Type of Trade - Q4 2018**

Seancat e Tregtimit Trading Session	TETOR / OCTOBER			NËNTOR / NOVEMBER			DHJETOR / DECEMBER			3 MUJORI -4 2018 / QUARTER - 4 2018		
	Nr. Tregtim. Nr. of Trades	Vol. i Tregtuar Traded Volume	Vlera e Tregt. Traded Value	Nr. Tregtim. Nr. of Trades	Vol. i Tregtuar Traded Volume	Vlera e Tregt. Traded Value	Nr. Tregtim. Nr. of Trades	Vol. i Tregtuar Traded Volume	Vlera e Tregt. Traded Value	Nr. Tregtim. Nr. of Trades	Vol. i Tregt. Traded Volume	Vlera e Tregt. Traded Value
Oraret Zyrtare On-Exchange	7	4,982	181,720,650	4	870	93,880,842	4	493	30,035,750	15	6,345	305,637,242
Oraret Jo-Zyrtare OTC (Off-Exchange)	2	2,056	212,816,960	6	608	63,308,810	29	3,341	320,234,390	37	6,005	596,360,160
<b>TOTALI / TOTAL</b>	<b>9</b>	<b>7,038</b>	<b>394,537,610</b>	<b>10</b>	<b>1,478</b>	<b>157,189,652</b>	<b>33</b>	<b>3,834</b>	<b>350,270,140</b>	<b>52</b>	<b>12,350</b>	<b>901,997,402</b>

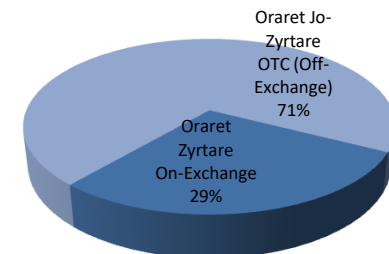
**Vlera e Tregtim./Value of Trades**  
sipas Orareve te Tregt./Q4 2018/by Trading Time



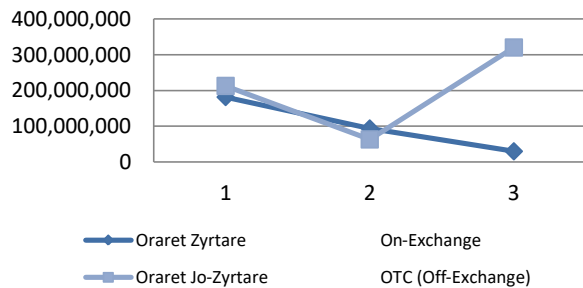
**Vol. i Tregtim./Vol. of Trades**  
sipas Orareve te Tregt./Q4 2018/by Trading Time



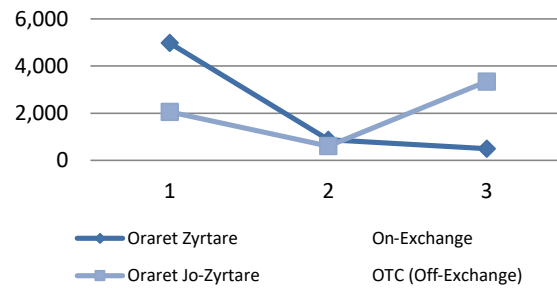
**Nr. i Tregtimeve/No. of Trades**  
sipas Orareve te Tregt./Q4 2018/by Trading Time



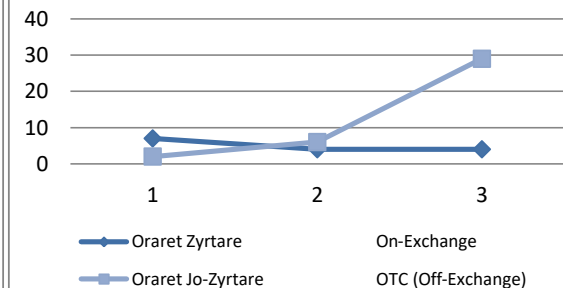
**Vlera e Tregtim./Value of Trades**  
T4 2018 / Q4 2018



**Vol. i Tregtimit/Vol. of Trades**  
T4 2018 / Q4 2018



**Nr. i Tregtimeve/No. of Trades**  
T4 2018 / Q4 2018

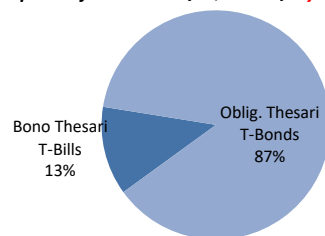


### Vlera e Tregtimeve në ALSE në Oraret Zyrtare dhe Jo-Zyrtare sipas Llojit të Titullit - T4 2018

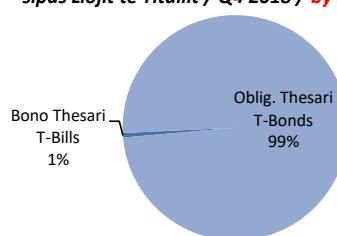
#### Value of Trades in ALSE On-Exchange and Off-Exchange (OTC) Trading by Securities Type - Q4 2018

Seancat e Tregimit Trading Session	TETOR / OCTOBER		NËNTOR / NOVEMBER		DHJETOR / DECEMBER		3 MUJORI - 4 2018 QUARTER - 4 2018	
	Bono Thesari T-Bills	Oblig. Thesari T-Bonds	Bono Thesari T-Bills	Oblig. Thesari T-Bonds	Bono Thesari T-Bills	Oblig. Thesari T-Bonds	Bono Thesari T-Bills	Oblig. Thesari T-Bonds
Oraret Zyrtare On-Exchange	35,899,200	145,821,450	0	93,880,842	2,391,700	27,644,050	38,290,900	267,346,342
Oraret Jo-Zyrtare OTC (Off-Exchange)	0	212,816,960	596,640	62,712,170	3,251,020	316,983,370	3,847,660	592,512,500
<b>TOTALI / TOTAL</b>	<b>35,899,200</b>	<b>358,638,410</b>	<b>596,640</b>	<b>156,593,012</b>	<b>5,642,720</b>	<b>344,627,420</b>	<b>42,138,560</b>	<b>859,858,842</b>

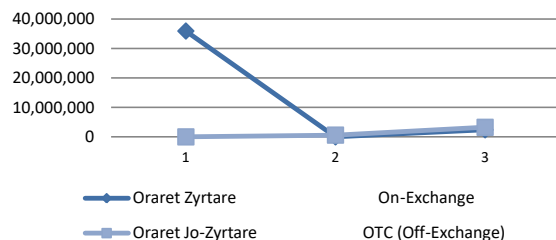
**Vlera e Tregtim./Value of Trades**  
**Orare Zyrtare / On-Exchange**  
sipas Llojit te Titullit / Q4 2018 / by Security Type



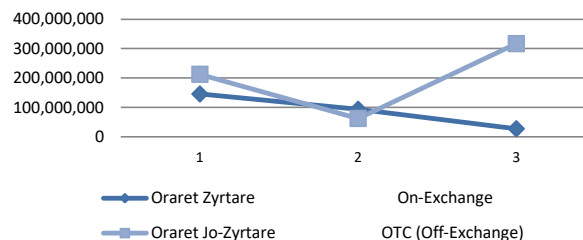
**Vlera e Tregtim./Value of Trades**  
**Orare Jo-Zyrtare / Off-Exchange**  
sipas Llojit te Titullit / Q4 2018 / by Security Type



**Vlera e Tregtim./Value of Trades**  
**Bono Thesari / T-Bills**  
sipas Orareve te Treg. / Q4 2018 / by On-Off Exchange



**Vlera e Tregtim./Value of Trades**  
**Obligacione Thesari / T-Bonds**  
sipas Orareve te Treg. / Q4 2018 / by On-Off Exchange

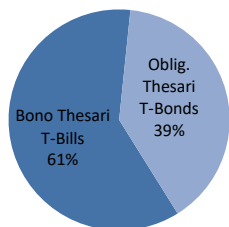


**Volumi i Tregtimeve në ALSE në Oraret Zyrtare dhe Jo-Zyrtare sipas Llojit të Titullit - T4 2018**

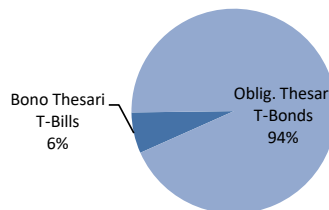
**Volume of Trades in ALSE On-Exchange and Off-Exchange (OTC) Trading by Securities Type - Q4 2018**

Seancat e Tregimit Trading Session	TETOR / OCTOBER		NËNTOR / NOVEMBER		DHJETOR / DECEMBER		3 MUJORI - 4 2018 QUARTER - 4 2018	
	Bono Thesari T-Bills	Oblig. Thesari T-Bonds	Bono Thesari T-Bills	Oblig. Thesari T-Bonds	Bono Thesari T-Bills	Oblig. Thesari T-Bonds	Bono Thesari T-Bills	Oblig. Thesari T-Bonds
Oraret Zyrtare On-Exchange	3,600	1,382	0	870	240	253	3,840	2,505
Oraret Jo-Zyrtare OTC (Off-Exchange)	0	2,056	60	548	328	3,013	388	5,617
<b>TOTALI / TOTAL</b>	<b>3,600</b>	<b>3,438</b>	<b>60</b>	<b>1,418</b>	<b>568</b>	<b>3,266</b>	<b>4,228</b>	<b>8,122</b>

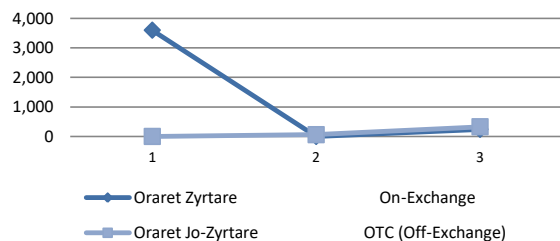
**Vol. i Tregtim./Vol. of Trades**  
Orare Zyrtare / On-Exchange  
sipas Llojit të Titullit / Q4 2018 / by Security Type



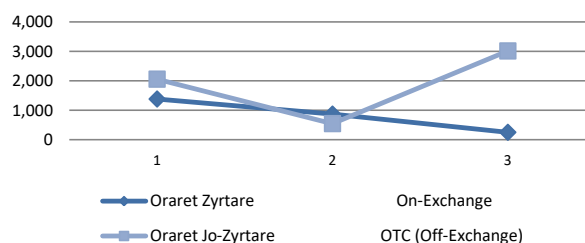
**Vol. i Tregtim./Vol. of Trades**  
Orare Jo-Zyrtare / Off-Exchange  
sipas Llojit të Titullit / Q4 2018 / by Security Type



**Vol. i Tregtim./Vol. of Trades**  
Bono Thesari / T-Bills  
sipas Orareve të Treg. / Q4 2018 / by On-Off Exchange



**Vol. i Tregtim./Vol. of Trades**  
Obligacione Thesari / T-Bonds  
sipas Orareve të Treg. / Q4 2018 / by On-Off Exchange



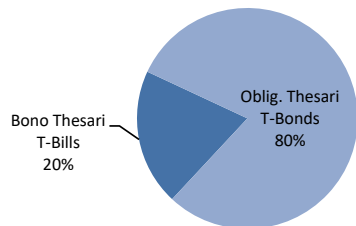


### Numri i Tregtimeve në ALSE në Oraret Zyrtare dhe Jo-Zyrtare sipas Llojit të Titullit - T4 2018

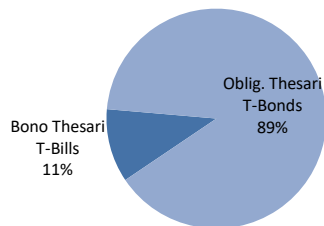
#### No. of Trades in ALSE On-Exchange and Off-Exchange (OTC) Trading by Securities Type - Q4 2018

Seancat e Tregimit Trading Session	TETOR / OCTOBER		NËNTOR / NOVEMBER		DHJETOR / DECEMBER		3 MUJORI - 4 2018 QUARTER - 4 2018	
	Bono Thesari T-Bills	Oblig. Thesari T-Bonds	Bono Thesari T-Bills	Oblig. Thesari T-Bonds	Bono Thesari T-Bills	Oblig. Thesari T-Bonds	Bono Thesari T-Bills	Oblig. Thesari T-Bonds
Oraret Zyrtare On-Exchange	1	6	0	4	2	2	3	12
Oraret Jo-Zyrtare OTC (Off-Exchange)	0	2	1	5	3	26	4	33
<b>TOTALI / TOTAL</b>	<b>1</b>	<b>8</b>	<b>1</b>	<b>9</b>	<b>5</b>	<b>28</b>	<b>7</b>	<b>45</b>

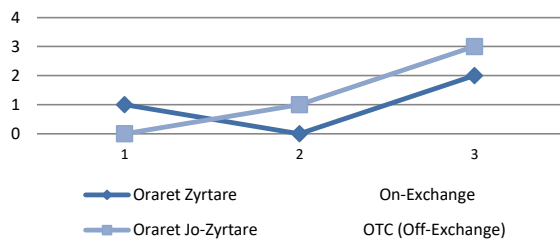
**Nr. i Tregtim./No. of Trades**  
Orare Zyrtare / On-Exchange  
sipas Llojit të Titullit / Q4 2018 / by Security Type



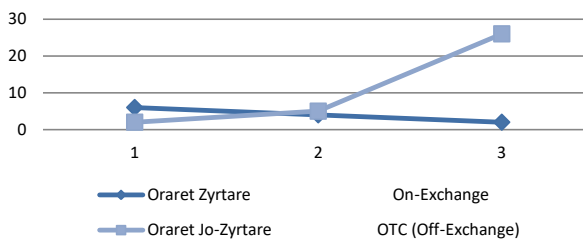
**Nr. i Tregtim./No. of Trades**  
Orare Jo-Zyrtare / Off-Exchange  
sipas Llojit të Titullit / Q4 2018 / by Security Type



**Nr. i Tregtim./No. of Trades**  
Bono Thesari / T-Bills  
sipas Orareve të Treg. / Q4 2018 / by On-Off Exchange



**Nr. i Tregtim./No. of Trades**  
Obligacione Thesari / T-Bonds  
sipas Orareve të Treg. / Q4 2018 / by On-Off Exchange



## Tregtimet në ALSE në Bono Thesari sipas Maturimit - T4 2018

### ALSE Trades on T-BILLS by Maturity - Q4 2018

Lloji i Transaksionit Type of Transaction	Bono Thesari / Treasury Bills											
	3 Mujore / 3 Month			6 Mujore / 6 Month			9 Mujore / 9 Month			12 Mujore / 12 Month		
	Nr. Tregtim. Nr. of Trades	Vol. i Tregtuar Traded Volume	Vlera e Tregt. Traded Value	Nr. Tregtim. Nr. of Trades	Vol. i Tregtuar Traded Volume	Vlera e Tregt. Traded Value	Nr. Tregtim. Nr. of Trades	Vol. i Tregtuar Traded Volume	Vlera e Tregt. Traded Value	Nr. Tregtim. Nr. of Trades	Vol. i Tregtuar Traded Volume	Vlera e Tregt. Traded Value
për Anëtarët / for Members	0	0	0	0	0	0	0	0	0	2	240	2,391,700
për Klientët / for Clients	0	0	0	0	0	0	0	0	0	5	3,988	39,746,860
Individë / Individuals	0	0	0	0	0	0	0	0	0	3	338	3,350,110
Pers. Juridikë / Legal Pers.	0	0	0	0	0	0	0	0	0	2	3,650	36,396,750
<b>TOTALI / TOTAL</b>	<b>0</b>	<b>0</b>	<b>0</b>	<b>0</b>	<b>0</b>	<b>0</b>	<b>0</b>	<b>0</b>	<b>0</b>	<b>7</b>	<b>4,228</b>	<b>42,138,560</b>

